



Pension Officers Forum—Africa, October 2022



Wespath
BENEFITS | INVESTMENTS



Investment Topics



Ross Lundstrom
Manager, Church Relations

Deposit Accounts

A world map with a light beige background and dark blue outlines for continents and countries. A dark blue rounded rectangular text box is centered over the map, containing white text. The text box is positioned over the Atlantic and Indian Oceans, roughly between North and South America.

Each Central Conference pension plan has a deposit account here at Wespath.

Deposit Accounts

- The deposit accounts were set up to help with investing the pension plan
- The accounts can be funded in three ways:

1. Difference between quarterly cap amount and the requested amount, based on the quarterly list

2. Reduce the requested amount by the amount of contributions collected by the plan

3. The plan can send an incoming wire to Wespath

Funding Option No. 1—Example



Quarterly cap amount

Requested amount

Wespath will deposit \$2,000 into your deposit account at Wespath

Funding Option No. 2—Example



Quarterly cap amount

Requested amount

Contributions collected

Wespath will deposit \$3,000 into your deposit account at Wespath

Wespath will send \$12,000

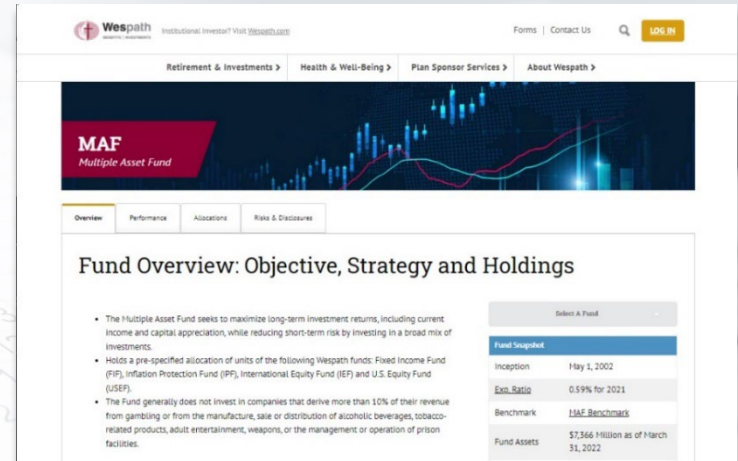
Funding Option No. 3



The plan can send a wire directly to Wespath

Investment Fund(s)

- Most of the Central Conference plans are invested in the Multiple Asset Fund (MAF)
- MAF includes a broad mix of investments and seeks to:
 - maximize long-term investment returns
 - reduce short-term risk



Reading Your Account Statement

Wespath
Wespath Investments

Transaction History

Account Name: [Redacted] ←
Account Number: [Redacted] ←

From Date: 01/01/2022 ↔ To Date: 04/18/2022

Selected Funds: All Funds

Summary

	Market Value	Units
Beginning Balance	\$27,880.20	615.6595
Credit		
Deposit	\$10,577.00	253.6545
Realized Gain/Loss	\$0.00	
Change in Unrealized Gain/Loss	(\$2,463.86)	
Ending Balance	\$35,993.34	869.3140

Change in Unrealized Gain/Loss is for the dates specified above.

For the reporting period:

Income Earned - Gross ¹	\$190.54
Fund Operating Expenses ^{2,3}	(\$41.86)
Income Earned - Net	\$148.68


1 Income Earned - Gross is a component of Realized and Unrealized Gain/Loss and consists of the following income categories: interest, dividends, private partnership income, securities lending income, and other income, net of transaction expenses and carried interest and other performance fees.

2 These expenses are also reflected in Realized and Unrealized Gain/Loss and are your pro-rata portion of each of your fund's subadvisor fees and your fund's pro-rata portion of expenses incurred by Wespath and its subsidiaries to provide investment, administrative and operating support for P Series funds and for non-fund related activities and operations. For more information see the Investment Funds Description - P Series.

Detail

Trade Date	Activity	Funds	Unit Price	Units	Amount
04/12/2022	Deposit	MAF	\$41.4816	207.8512	\$8,622.00
04/01/2022	Deposit	MAF	\$42.6825	45.8033	\$1,955.00

© 2021 UBC Benefits Board, Inc., affiliated with The United Methodist Church.



Joe Halwax, CAIA, CIMA
*Managing Director,
Institutional Investment Services*

About Wespath

Wespath

An agency of
The United Methodist Church



Founded in
1908



One of the largest reporting
faith-based pension funds



Sustainable
investment leader



Over \$24 billion in assets
under management*

*Assets under management of Wespath
and its subsidiaries, as of June 30, 2022.

Investment Team (and Support Staff) Organizational Chart



David Zellner
Chief Investment
Officer

INVESTMENT MANAGEMENT



Investment Management
Frank Holsteen
Managing Director



Investment Analytics
Rashed Khan, CFA
Director



Private Markets
Amy Bulger
Director



Public Markets
Nizida Arriaga, CFA
Manager, Fixed Income



Private Markets
Piotr Chwala
Manager



Public Markets
Mark Warren, CFA, CIMA
Manager, Public Equities



Investment Analytics
Myles Smith
Analyst



Investment Analytics
Fred Huang
Senior Analyst

IMPACT INVESTMENTS



Sylvia Poniecki
Director



Trent Sparrow
Manager



Jon Strieter
Analyst

SUSTAINABLE INVESTMENT STEWARDSHIP



Jake Barnett, CIMA
Director



Chirag Acharya
Analyst



Ryan McQueeney
Analyst

INSTITUTIONAL INVESTMENT SERVICES



Joe Halwax, CAIA, CIMA
Managing Director



Karen Manczko
Director, Institutional
Relationships



Evan Witkowski, CIPM
Manager, Institutional
Relationships



Neil Sobczak
Manager, Institutional
Investment Services



Alicia Marriott
Institutional Services
Specialist



Kate Tallo
Investments
Coordinator

PLAN SPONSOR RELATIONS



Krystal Holmes
Manager



Micah Burkley
Institutional Operations
Specialist

LEGAL SERVICES



Sheri Young
Associate General Counsel



Jim Connely
Senior Analyst

COMPLIANCE

ACCOUNTING AND FINANCE



Roy Barnes
Managing Director



Chris Kollatsis
Senior Financial Analyst



Brett Conley
Investment Operations,
Accounting Manager

COMMUNICATIONS



Christina Tincher
Manager, Investment Marketing
and Communications



Sarah Bujold
Marketing Manager,
Investments

Our Investment Commitment to You





Investing With Us

WII's Fundamentals of Investing



People



Philosophy



Process



Performance

Investment Beliefs Guide Our Philosophy



Investor focus



Optimistic worldview



Sustainability



Low-carbon transition



Long-term perspective

Megatrends:



Demographic shifts



Shift in economic power



Accelerating urbanization



Climate change and resource scarcity



Technology advancement



Diversification



Stewardship



Culture



Expertise



Active management

ESG Integration Incorporated Throughout



Fund Construction

- Innovative low-carbon solutions
- Affordable housing and community development
- Women and/or minority-owned asset managers



Engagement Activities

- Corporate engagement
- Proxy voting
- Public policy engagement



Manager Research

- Proprietary ESG appraisal process
- Investment manager rankings



Industry Leadership

- Co-author and signatory to the UNPRI
- Co-lead of Engagement and Communications tracks of Net-Zero Asset Owner Alliance
- Board Member of ICCR
- UNPRI Stewardship Advisory Committee
- SASB Standards Investor Advisory Group
- Co-Lead of four focus companies within Climate Action 100+
- PRI Leaders Group (2019)

Search and Selection—Uncovering the Best Managers



Our Investment Managers Are Aligned With Your Values

Industry Leaders

J.P.Morgan



PIMCO



Low-Carbon Solutions

\$2.6 billion
invested in low-carbon
solutions

BLACKROCK

IMPAX Asset Management

WELLINGTON
MANAGEMENT®

Women- and/or Minority-Owned

\$1.4 billion
invested with women
and/or minority-owned
asset managers

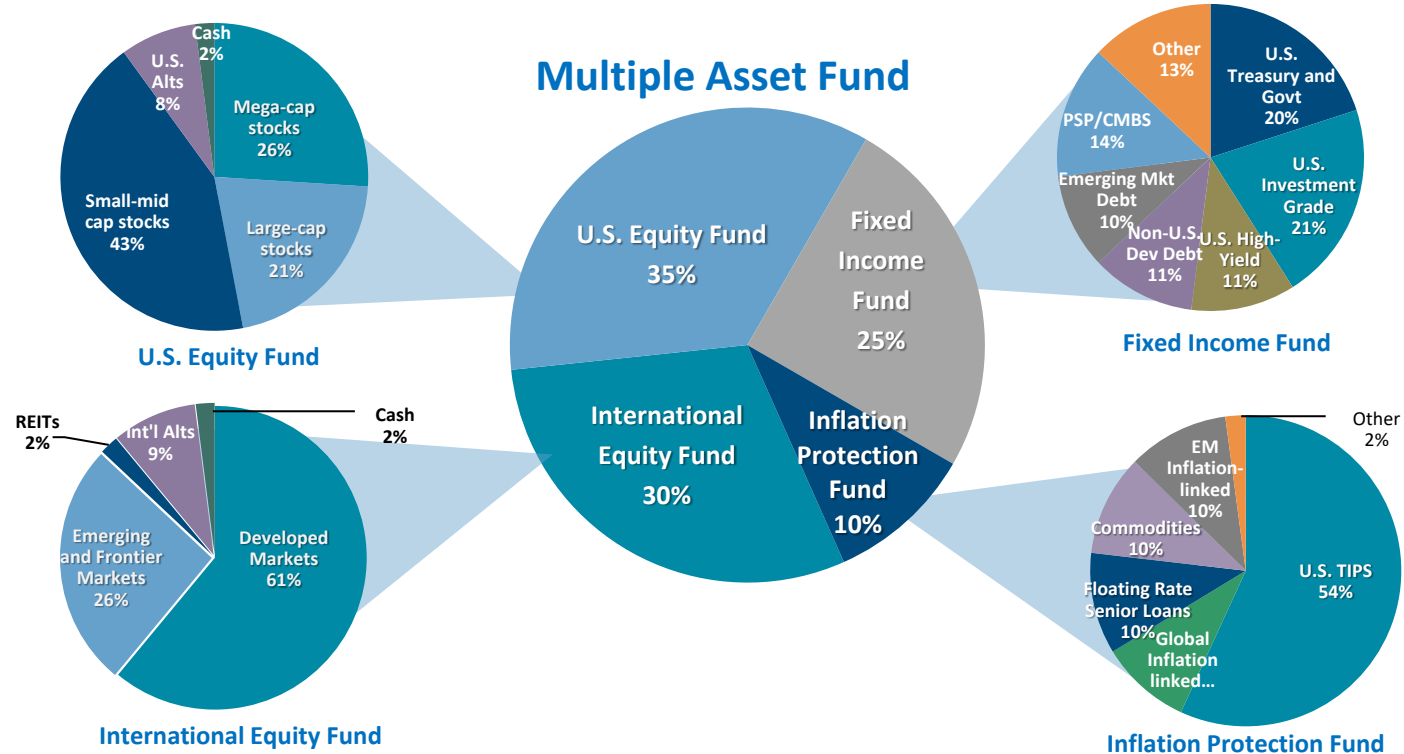
BrownCapital

SPRUCEGROVE
INVESTMENT MANAGEMENT

ZVNBGRGN®
zevenbergen capital investments

As of June 30, 2022. Includes the assets under management that Wespath and its subsidiaries, including Wespath Institutional Investments, manage on behalf of participants and United Methodist-related institutional investors.

Flagship Balanced Portfolio—Multiple Asset Fund



As of June 30, 2022. Future asset allocations may be different than those stated above.

Fund Performance (Net-of-Fees) as of August 31, 2022

Annualized

Fund Name	MTD	YTD	1 Year	3 Years	5 Years	10 Years	Since Inception
Multiple Asset Fund	-3.08%	-15.86%	-16.24%	5.14%	5.35%	6.89%	6.80%
MAF Benchmark	-3.15%	-15.11%	-14.26%	5.05%	5.19%	6.94%	6.53%
US Equity Fund	-3.37%	-17.35%	-15.18%	11.15%	10.83%	12.17%	7.60%
USEF Benchmark	-3.73%	-16.92%	-13.28%	11.90%	11.29%	12.77%	7.91%
International Equity Fund	-4.24%	-22.58%	-25.84%	3.03%	2.29%	5.07%	5.75%
IEF Benchmark	-3.13%	-18.67%	-19.96%	3.18%	1.74%	4.70%	4.63%
Fixed Income Fund	-2.15%	-11.51%	-12.51%	-1.59%	0.76%	1.92%	4.67%
FIF Benchmark	-2.34%	-11.66%	-12.48%	-1.78%	0.80%	1.82%	4.34%
Inflation Protection Fund	-1.61%	-2.52%	-1.38%	3.50%	3.41%	1.99%	3.79%
IPF Benchmark	-3.17%	-7.33%	-6.23%	1.64%	2.95%	2.21%	4.25%

Historical returns are not indicative of future performance. Please refer to the disclosures at the end of this presentation for additional information about the funds and fund benchmarks.

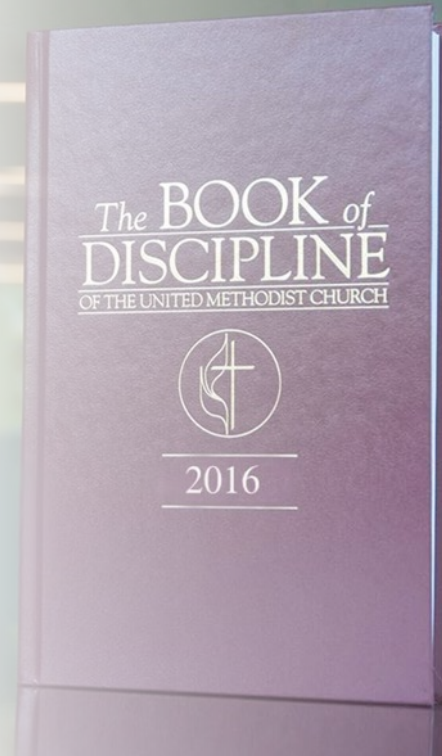
Investment Directives

¶1504.14

“...discharge its fiduciary duties... solely in the interest of the participants and beneficiaries... with care, skill, prudence and diligence...”

¶717

“...make a conscious effort to invest... with the goals outlined in the Social Principles”





Investment Oversight Responsibilities



Wespath

BENEFITS | INVESTMENTS

