



Pension Officers Forum—Africa, October 2022



Wespath
BENEFITS | INVESTMENTS



Investment Topics



Forum des responsables des pensions - Afrique, octobre 2022



Wespath
BENEFITS | INVESTMENTS



Sujets d'investissement



Ross Lundstrom
Manager, Church Relations



Ross Lundstrom


Directeur, Relations avec les églises

Deposit Accounts

A world map with a light beige background and dark blue outlines for continents and countries. A dark blue rounded rectangular text box is centered over the map, containing white text. The text box is positioned over the Atlantic and Indian Oceans, roughly between North and South America.

Each Central Conference pension plan has a deposit account here at Wespath.

Comptes de dépôt

A stylized world map in shades of blue and yellow, serving as a background for the slide.

Chaque régime de retraite des
Conférences centrales a un compte de
dépôt ici à Wespath.

Deposit Accounts

- The deposit accounts were set up to help with investing the pension plan
- The accounts can be funded in three ways:

1. Difference between quarterly cap amount and the requested amount, based on the quarterly list

2. Reduce the requested amount by the amount of contributions collected by the plan

3. The plan can send an incoming wire to Wespath

Comptes de dépôt

- Les comptes de dépôt ont été mis en place pour aider à l'investissement du régime de retraite
- Les comptes peuvent être alimentés de trois manières :

1. Différence entre le montant du plafond trimestriel et le montant demandé, sur la base de la liste trimestrielle

2. Réduire le montant demandé par le montant des cotisations perçues par le régime

3. Le régime peut envoyer un virement entrant à Wespath.

Funding Option No. 1—Example



Quarterly cap amount

Requested amount

Wespath will deposit \$2,000 into your deposit account at Wespath

Option de financement n° 1-Exemple



Montant plafond trimestriel

Montant demandé

Wespath déposera 2 000 \$ sur votre compte de dépôt chez Wespath.

Funding Option No. 2—Example



Quarterly cap amount

Requested amount

Contributions collected

Wespath will deposit \$3,000 into your deposit account at Wespath

Wespath will send \$12,000

Option de financement n°2-Exemple



Montant plafond trimestriel

Montant demandé

Contributions collectées

Wespath déposera 3 000 \$ sur votre compte de dépôt chez Wespath.

Wespath enverra 12 000 \$

Funding Option No. 3



The plan can send a wire directly to Wespath

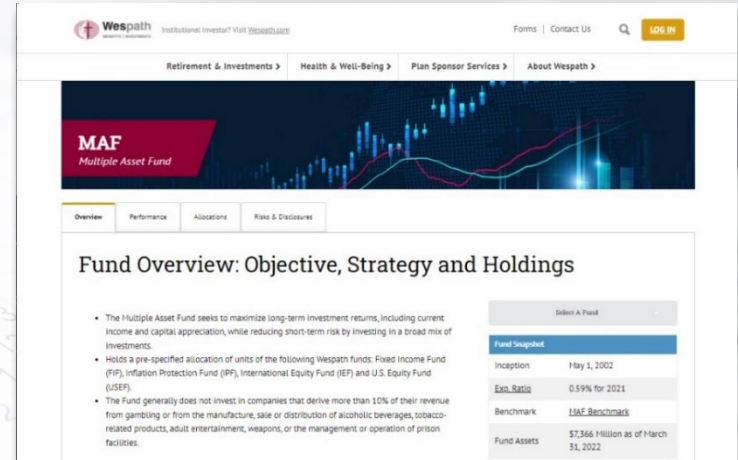
Option de financement n° 3



Le régime peut envoyer un virement directement à Wespath.

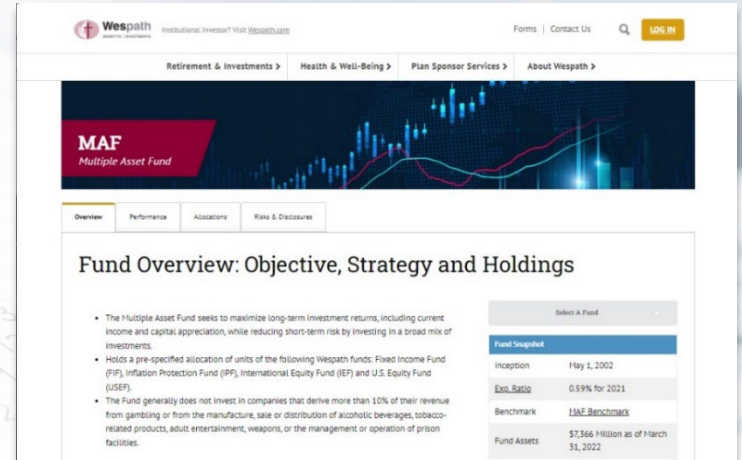
Investment Fund(s)

- Most of the Central Conference plans are invested in the Multiple Asset Fund (MAF)
- MAF includes a broad mix of investments and seeks to:
 - maximize long-term investment returns
 - reduce short-term risk



Fonds d'investissement

- La plupart des régimes des Conférences centrales sont investis dans le Multiple Asset Fund (MAF).
- Le MAF comprend un large éventail de placements et vise à :
 - maximiser le rendement des investissements à long terme
 - réduire les risques à court terme



Reading Your Account Statement

Wespath
Wesleyan Investments

Transaction History

Account Name: [REDACTED] Account Number: [REDACTED]

From Date: 01/01/2022 To Date: 04/18/2022

Selected Funds: All Funds

Summary

	Market Value	Units
Beginning Balance	\$27,880.20	615.6595
Credit		
Deposit	\$10,577.00	253.6545
Realized Gain/Loss	\$0.00	
Change in Unrealized Gain/Loss	(\$2,463.86)	
Ending Balance	\$35,993.34	869.3140

Change in Unrealized Gain/Loss is for the dates specified above.

For the reporting period:

Income Earned - Gross ¹	\$190.54
Fund Operating Expenses ^{2,3}	(\$41.86)
Income Earned - Net	\$148.68

1 Income Earned - Gross is a component of Realized and Unrealized Gain/Loss and consists of the following income categories: interest, dividends, private partnership income, securities lending income, and other income, net of transaction expenses and carried interest and other performance fees.

2 These expenses are also reflected in Realized and Unrealized Gain/Loss and are your pro-rata portion of each of your fund's subadvisor fees and your fund's pro-rata portion of expenses incurred by Wespath and its subsidiaries to provide investment, administrative and operating support for P Series funds and for non-fund related activities and operations. For more information see the Investment Funds Description - P Series.

Detail

Trade Date	Activity	Funds	Unit Price	Units	Amount
04/12/2022	Deposit	MAF	\$41.4816	207.8512	\$8,622.00
04/01/2022	Deposit	MAF	\$42.6825	45.8033	\$1,955.00

© 2021 UBC Benefits Board, Inc., a/Brand with The United Methodist Church.

Lire votre relevé de compte

Wespath
Wespath Investments

Transaction History

Account Name: [REDACTED] Account Number: [REDACTED]

From Date: 01/01/2022 To Date: 04/18/2022

Selected Funds: All Funds

Summary

	Market Value	Units
Beginning Balance	\$27,880.20	615.6595
Credit		
Deposit	\$10,577.00	253.6545
Realized Gain/Loss	\$0.00	
Change in Unrealized Gain/Loss	(\$2,463.86)	
Ending Balance	\$35,993.34	869.3140

Change in Unrealized Gain/Loss is for the dates specified above.

For the reporting period:

Income Earned - Gross ¹	\$190.54
Fund Operating Expenses ^{2,3}	(\$41.86)
Income Earned - Net	\$148.68


1 Income Earned - Gross is a component of Realized and Unrealized Gain/Loss and consists of the following income categories: interest, dividends, private partnership income, securities lending income, and other income, net of transaction expenses and carried interest and other performance fees.

2 These expenses are also reflected in Realized and Unrealized Gain/Loss and are your pro-rata portion of each of your fund's subadvisor fees and your fund's pro-rata portion of expenses incurred by Wespath and its subsidiaries to provide investment, administrative and operating support for P Series funds and for non-fund related activities and operations. For more information see the Investment Funds Description - P Series.


Detail

Trade Date	Activity	Funds	Unit Price	Units	Amount
04/12/2022	Deposit	MAF	\$41.4816	207.8512	\$8,622.00
04/01/2022	Deposit	MAF	\$42.6825	45.8033	\$1,955.00

© 2021 UBC Benefits Board, Inc., affiliated with The United Methodist Church.



Joe Halwax, CAIA, CIMA
*Managing Director,
Institutional Investment Services*



Joe Halwax, CAIA, CIMA

Directeur général,

Services d'investissement institutionnels

About Wespath

Wespath

An agency of
The United Methodist Church



Founded in
1908



One of the largest reporting
faith-based pension funds



Sustainable
investment leader



Over \$24 billion in assets
under management*

*Assets under management of Wespath
and its subsidiaries, as of June 30, 2022.

À propos de Wespath

Wespath

Une agence de
l'Église Méthodiste Unie



Fondée en
1908



L'un des plus grands fonds de
pension confessionnels



Chef des investissements
durables



Plus de 24 milliards de dollars
d'actifs sous gestion*

* Actifs sous gestion de Wespath et de ses
filiales, au 30 juin 2022.

Investment Team (and Support Staff) Organizational Chart



David Zellner
Chief Investment
Officer

INVESTMENT MANAGEMENT



Investment Management
Frank Holsteen
Managing Director



Investment Analytics
Rashed Khan, CFA
Director



Private Markets
Amy Bulger
Director



Public Markets
Nizida Arriaga, CFA
Manager, Fixed Income



Private Markets
Piotr Chwala
Manager



Public Markets
Mark Warren, CFA, CIMA
Manager, Public Equities



Investment Analytics
Myles Smith
Analyst



Investment Analytics
Fred Huang
Senior Analyst

IMPACT INVESTMENTS



Sylvia Poniecki
Director



Trent Sparrow
Manager



Jon Strieter
Analyst

SUSTAINABLE INVESTMENT STEWARDSHIP



Jake Barnett, CIMA
Director



Chirag Acharya
Analyst



Ryan McQueeney
Analyst

INSTITUTIONAL INVESTMENT SERVICES



Joe Halwax, CAIA, CIMA
Managing Director



Karen Manczko
Director, Institutional
Relationships



Evan Witkowski, CIPM
Manager, Institutional
Relationships



Neil Sobczak
Manager, Institutional
Investment Services



Alicia Marriott
Institutional Services
Specialist



Kate Tallo
Investments
Coordinator

PLAN SPONSOR RELATIONS



Krystal Holmes
Manager



Micah Burkley
Institutional Operations
Specialist

LEGAL SERVICES



Sheri Young
Associate General Counsel



Jim Connolly
Senior Analyst

COMPLIANCE

ACCOUNTING AND FINANCE



Roy Barnes
Managing Director



Chris Kollatsis
Senior Financial Analyst



Brett Conley
Investment Operations,
Accounting Manager

COMMUNICATIONS



Christina Tincher
Manager, Investment Marketing
and Communications



Sarah Bujold
Marketing Manager,
Investments

Organigramme de l'équipe d'investissement (et du personnel de soutien)



David Zellner
Chief Investment
Officer

INVESTMENT MANAGEMENT



Investment Management
Frank Holsteen
Managing Director



Investment Analytics
Rashed Khan, CFA
Director



Private Markets
Amy Bulger
Director



Public Markets
Nizida Arriaga, CFA
Manager, Fixed Income



Private Markets
Piotr Chwala
Manager



Public Markets
Mark Warren, CFA, CIMA
Manager, Public Equities



Investment Analytics
Myles Smith
Analyst



Investment Analytics
Fred Huang
Senior Analyst

IMPACT INVESTMENTS



Sylvia Poniecki
Director



Trent Sparrow
Manager



Jon Strieter
Analyst

SUSTAINABLE INVESTMENT STEWARDSHIP



Jake Barnett, CIMA
Director



Chirag Acharya
Analyst



Ryan McQueeney
Analyst

INSTITUTIONAL INVESTMENT SERVICES



Joe Halwax, CAIA, CIMA
Managing Director



Karen Manczko
Director, Institutional
Relationships



Evan Witkowski, CIPM
Manager, Institutional
Relationships



Neil Sobczak
Manager, Institutional
Investment Services



Alicia Marriott
Institutional Services
Specialist



Kate Tallo
Investments
Coordinator

PLAN SPONSOR RELATIONS



Krystal Holmes
Manager



Micah Burkley
Institutional Operations
Specialist

LEGAL SERVICES



Sheri Young
Associate General Counsel



Jim Connelly
Senior Analyst

COMPLIANCE

ACCOUNTING AND FINANCE



Roy Barnes
Managing Director



Chris Kollatsis
Senior Financial Analyst



Brett Conley
Investment Operations,
Accounting Manager

COMMUNICATIONS



Christina Tincher
Manager, Investment Marketing
and Communications

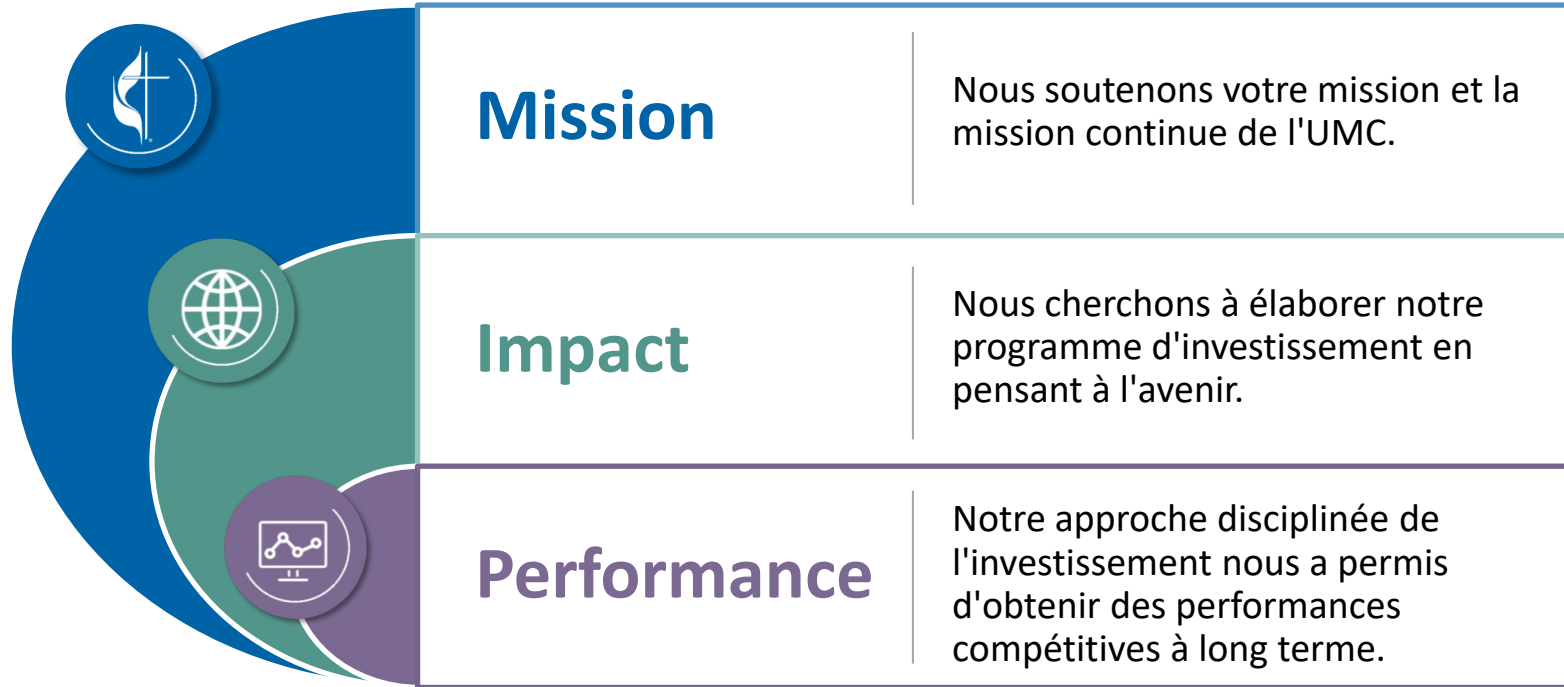


Sarah Bujold
Marketing Manager,
Investments

Our Investment Commitment to You



Notre engagement d'investissement envers vous





Investing With Us



Investir avec nous

WII's Fundamentals of Investing



People



Philosophy



Process



Performance

Les principes fondamentaux de l'investissement du WII



Personnes



Philosophie



Processus



Performance

Investment Beliefs Guide Our Philosophy



Investor focus



Optimistic worldview



Sustainability



Low-carbon transition



Long-term perspective

Megatrends:



Demographic shifts



Shift in economic power



Accelerating urbanization



Climate change and resource scarcity



Technology advancement



Diversification



Stewardship



Culture



Expertise



Active management

Les convictions en matière d'investissement guident notre philosophie



Mettre l'accent sur l'investisseur



Vision optimiste du monde



Durabilité



Transition vers une économie à faible émission de carbone



Perspective à long terme

Mégatendances :



Démographiques



Changement du pouvoir économique



Urbanisation accélérée



Changement climatique et raréfaction des ressources



Progrès technologique



Diversification



Intendance



Culture



Expertise



Gestion active

ESG Integration Incorporated Throughout



Fund Construction

- Innovative low-carbon solutions
- Affordable housing and community development
- Women and/or minority-owned asset managers



Engagement Activities

- Corporate engagement
- Proxy voting
- Public policy engagement



Manager Research

- Proprietary ESG appraisal process
- Investment manager rankings



Industry Leadership

- Co-author and signatory to the UNPRI
- Co-lead of Engagement and Communications tracks of Net-Zero Asset Owner Alliance
- Board Member of ICCR
- UNPRI Stewardship Advisory Committee
- SASB Standards Investor Advisory Group
- Co-Lead of four focus companies within Climate Action 100+
- PRI Leaders Group (2019)

Intégration de l'ESG incorporée tout au long



Fonds de construction

- Des solutions innovantes à faible émission de carbone
- Logement abordable et développement communautaire
- Gestionnaires d'actifs appartenant à des femmes et/ou à des minorités



Activités d'engagement

- Engagement des entreprises
- Vote par procuration
- Engagement en matière de politique publique



Recherche de gestionnaires

- Processus propriétaire d'évaluation ESG
- Classement des gestionnaires d'investissement



Leadership de l'industrie

- Co-auteur et signataire de l'UNPRI
- Co-responsable des pistes d'engagement et de communication de Alliance des propriétaires d'actifs nets zéro
- Membre du conseil d'administration de l'ICCR
- Comité consultatif sur l'intendance de l'UNPRI
- Groupe consultatif des investisseurs pour les normes SASB
- Co-leader de quatre entreprises cibles au sein de Climate Action 100+
- Groupe des leaders du PRI (2019)

Search and Selection—Uncovering the Best Managers



Recherche et sélection : découvrir les meilleurs gestionnaires



Our Investment Managers Are Aligned With Your Values

Industry Leaders

J.P.Morgan



PIMCO



Low-Carbon Solutions

\$2.6 billion
invested in low-carbon
solutions

BLACKROCK

IMPAX Asset Management

WELLINGTON
MANAGEMENT®

Women- and/or Minority-Owned

\$1.4 billion
invested with women
and/or minority-owned
asset managers



SPRUCEGROVE
INVESTMENT MANAGEMENT

ZVNBGRN®
zevenbergen capital investments

As of June 30, 2022. Includes the assets under management that Wespath and its subsidiaries, including Wespath Institutional Investments, manage on behalf of participants and United Methodist-related institutional investors.

Nos gestionnaires d'investissement s'alignent sur vos valeurs

Leaders de l'industrie

J.P.Morgan



P I M C O



Solutions à faible émission de carbone

2,6 milliards de dollars investis dans des solutions à faible émission de carbone

BLACKROCK

IMPAX Asset Management

WELLINGTON MANAGEMENT®

Femmes et/ou Minorités

1,4 milliard de dollars investis auprès de gestionnaires d'actifs appartenant à des femmes et/ou à des minorités

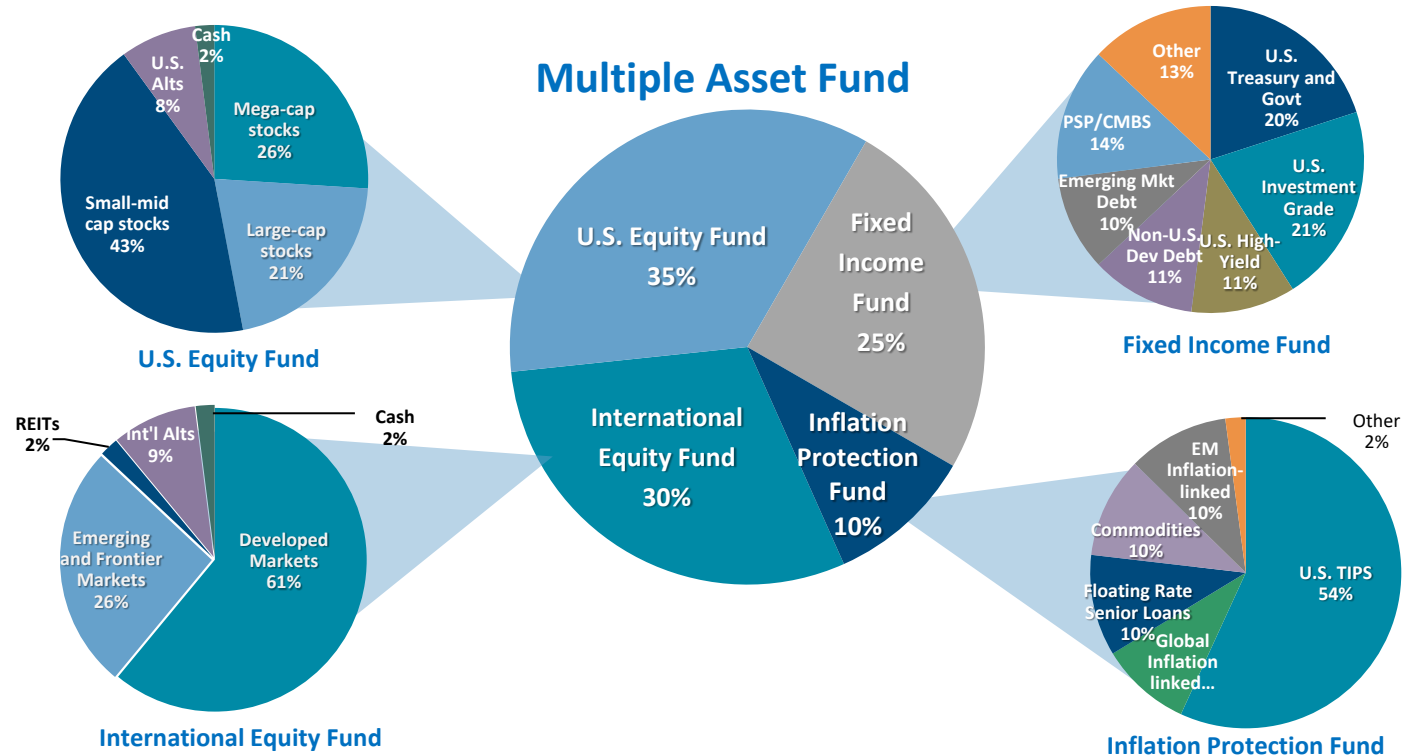
BrownCapital

SPRUCEGROVE INVESTMENT MANAGEMENT

ZVNBGRGN®
zevenbergen capital investments

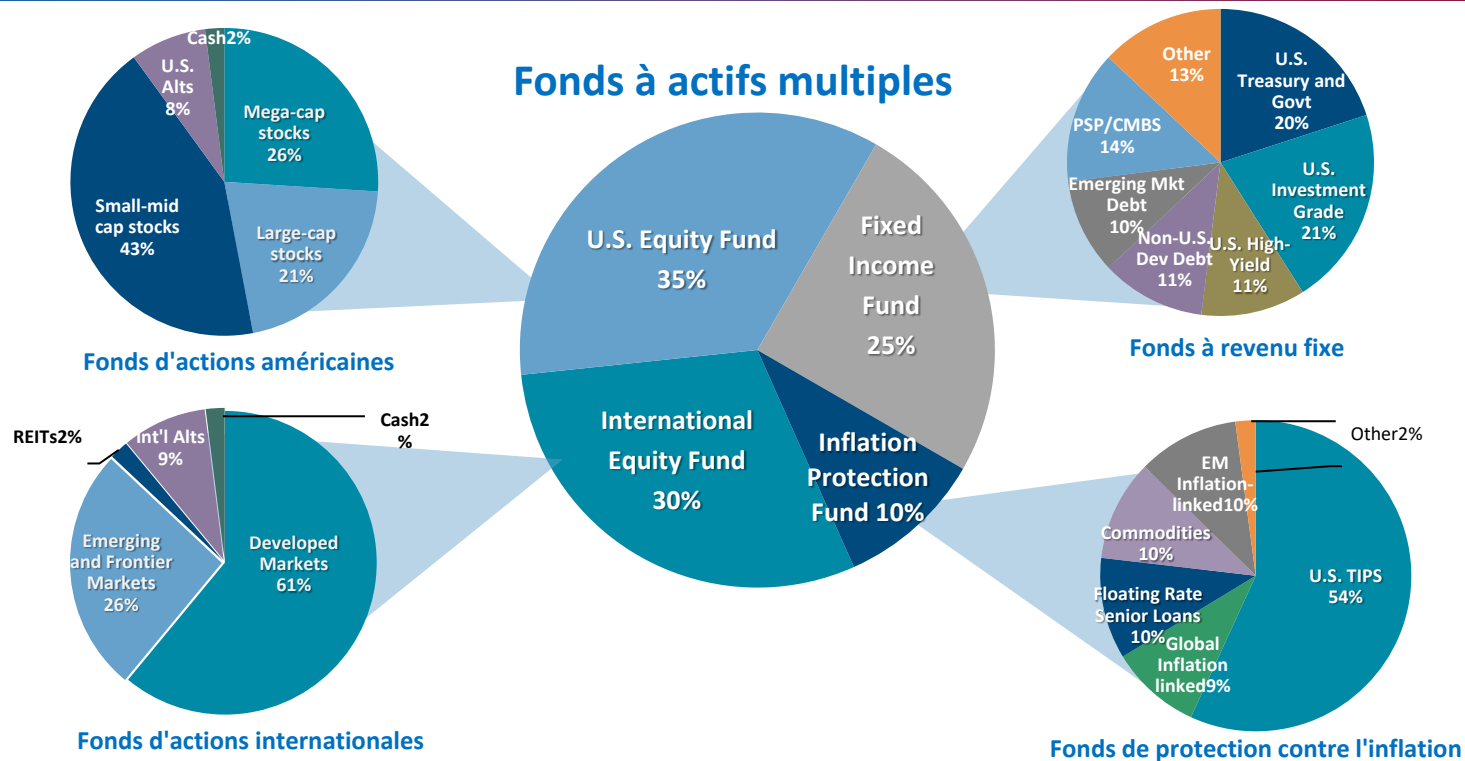
Au 30 juin 2022. Comprend les actifs sous gestion que Wespath et ses filiales, y compris Wespath Institutional Investments, gèrent au nom des participants et des investisseurs institutionnels liés aux méthodistes unis.

Flagship Balanced Portfolio—Multiple Asset Fund



As of June 30, 2022. Future asset allocations may be different than those stated above.

Portefeuille équilibré Flagship - Fonds à actifs multiples



En date du 30 juin 2022. La répartition future des actifs peut être différente de celle indiquée ci-dessus.

Fund Performance (Net-of-Fees) as of August 31, 2022

Annualized

Fund Name	MTD	YTD	1 Year	3 Years	5 Years	10 Years	Since Inception
Multiple Asset Fund	-3.08%	-15.86%	-16.24%	5.14%	5.35%	6.89%	6.80%
MAF Benchmark	-3.15%	-15.11%	-14.26%	5.05%	5.19%	6.94%	6.53%
US Equity Fund	-3.37%	-17.35%	-15.18%	11.15%	10.83%	12.17%	7.60%
USEF Benchmark	-3.73%	-16.92%	-13.28%	11.90%	11.29%	12.77%	7.91%
International Equity Fund	-4.24%	-22.58%	-25.84%	3.03%	2.29%	5.07%	5.75%
IEF Benchmark	-3.13%	-18.67%	-19.96%	3.18%	1.74%	4.70%	4.63%
Fixed Income Fund	-2.15%	-11.51%	-12.51%	-1.59%	0.76%	1.92%	4.67%
FIF Benchmark	-2.34%	-11.66%	-12.48%	-1.78%	0.80%	1.82%	4.34%
Inflation Protection Fund	-1.61%	-2.52%	-1.38%	3.50%	3.41%	1.99%	3.79%
IPF Benchmark	-3.17%	-7.33%	-6.23%	1.64%	2.95%	2.21%	4.25%

Historical returns are not indicative of future performance. Please refer to the disclosures at the end of this presentation for additional information about the funds and fund benchmarks.

Performance du fonds (net de frais) au 31 août 2022

Annualisé

Fund Name	MTD	YTD	1 Year	3 Years	5 Years	10 Years	Since Inception
Multiple Asset Fund	-3.08%	-15.86%	-16.24%	5.14%	5.35%	6.89%	6.80%
MAF Benchmark	-3.15%	-15.11%	-14.26%	5.05%	5.19%	6.94%	6.53%
US Equity Fund	-3.37%	-17.35%	-15.18%	11.15%	10.83%	12.17%	7.60%
USEF Benchmark	-3.73%	-16.92%	-13.28%	11.90%	11.29%	12.77%	7.91%
International Equity Fund	-4.24%	-22.58%	-25.84%	3.03%	2.29%	5.07%	5.75%
IEF Benchmark	-3.13%	-18.67%	-19.96%	3.18%	1.74%	4.70%	4.63%
Fixed Income Fund	-2.15%	-11.51%	-12.51%	-1.59%	0.76%	1.92%	4.67%
FIF Benchmark	-2.34%	-11.66%	-12.48%	-1.78%	0.80%	1.82%	4.34%
Inflation Protection Fund	-1.61%	-2.52%	-1.38%	3.50%	3.41%	1.99%	3.79%
IPF Benchmark	-3.17%	-7.33%	-6.23%	1.64%	2.95%	2.21%	4.25%

Les rendements historiques ne sont pas une indication des performances futures. Veuillez vous reporter aux informations figurant à la fin de cette présentation pour obtenir des informations supplémentaires sur les fonds et les indices de référence des fonds.

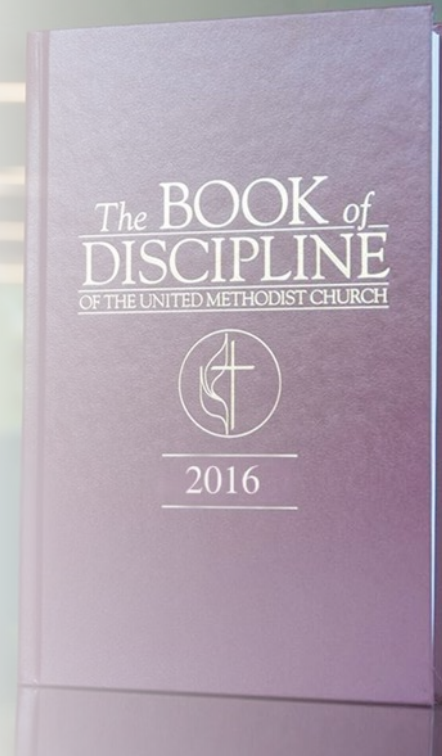
Investment Directives

¶1504.14

“...discharge its fiduciary duties... solely in the interest of the participants and beneficiaries... with care, skill, prudence and diligence...”

¶717

“...make a conscious effort to invest... with the goals outlined in the Social Principles”



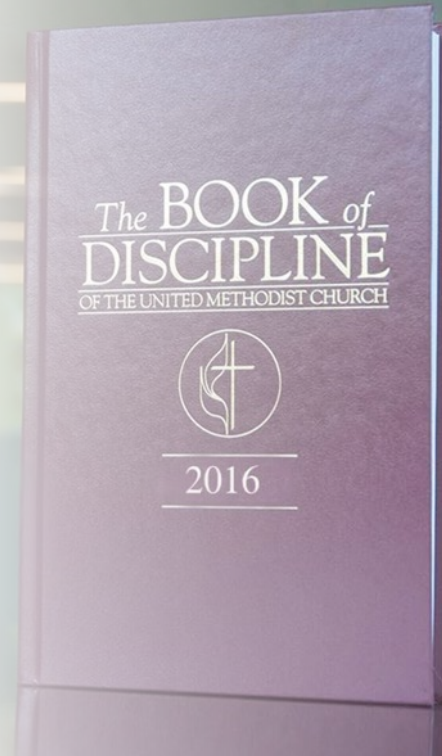
Directives d'investissement

¶1504.14

"...s'acquitter de ses obligations fiduciaires... uniquement dans l'intérêt des participants et des bénéficiaires... avec soin, compétence, prudence et diligence..."

¶717

"...faire un effort conscient pour investir... avec les objectifs décrits dans les principes sociaux"





Investment Oversight Responsibilities



Responsabilités en matière de surveillance des investissements



Wespath

BENEFITS | INVESTMENTS





Wespath

BENEFITS | INVESTMENTS

